



FOR YOUTH DEVELOPMENT®
FOR HEALTHY LIVING
FOR SOCIAL RESPONSIBILITY

ENSURING BRIGHTER FUTURES

2023 CHILD CARE IMPACT REPORT
YMCA OF CENTRAL OHIO

OUR MISSION

To serve the whole community through programs expressing Judeo-Christian principles that build a healthy spirit, mind and body.

OUR VISION

Strong communities where all people reach their full potential.



TABLE OF CONTENTS

MESSAGE FROM OUR SENIOR VICE PRESIDENT OF YOUTH DEVELOPMENT	3
2023 CHILD CARE DATA SUMMARY	4
ENROLLMENT COMPARISON & FUNDING SOURCES	5
SCHOLARSHIPS	6
STEM SPOTLIGHTS	7
PARTNERSHIPS	8
2023 EARLY LEARNING DATA SUMMARY	9-17
2023 SCHOOL AGE DATA SUMMARY	18-27

MESSAGE FROM OUR SENIOR VICE PRESIDENT OF YOUTH DEVELOPMENT

Dear YMCA Members, Families and Supporters,

As I reflect on the past year, I am incredibly proud of the impact our Youth Development programs have had on the lives of so many children and families within our community. At the YMCA, we believe all families should have access to affordable, high-quality child care.

This year's annual report highlights the stories, successes, and growth that define our Youth Development efforts. From expanding our reach to new communities, or enhancing our curriculum with a focus on social-emotional learning and resilience, our achievements are a direct result of the collective dedication of our staff, partners and volunteers.

I want to express my deepest gratitude to each of you for your ongoing support and trust in the YMCA. It is your belief in our mission that allows us to continue making a positive difference in the lives of the young people we serve. As we look to the future, we remain committed to fostering an environment where every child has the opportunity to reach their full potential.

Thank you for being a vital part of our YMCA community.

Sincerely,

Becky Ciminillo

Senior Vice President of Youth Development
YMCA of Central Ohio





YMCA OF CENTRAL OHIO CHILD CARE PROGRAMS

Served a total of

4249 Children

in 2023

* Day Camp enrollment is not included



20

Early Childhood Programs

- 3 Early Learning Centers*
- 6 Preschool
- 5 Summer Kindergarten Jump Start (KJS)
- 6 Y Operated Head Start Programs (6 additional partner operated Programs)



64

School Age Programs

- 55 Before & Afterschool Programs
- 1 K + Program
- 8 Summer Enrichment & Summer Learning Loss

OUR NET PROMOTOR SCORE

On a scale of 1-10, how likely are you to recommend the YMCA program to a friend or family member? This Net Promoter question is a research-based worldwide metric used to measure and improve customer loyalty. Any score above 0 is considered Good. A score of 50+ is considered Excellent.

A score of 70+ is considered World Class.

YMCA CHILD CARE NPS SCORE



84



53

SUTQ RATED PROGRAMS


39 Highly Rated (3,4&5 Star) Programs

- 3 Early Learning Centers
- 4 Preschool Programs
- 1 Preschool Enrichment
- 6 Head Start Programs
- 25 Before & After School

CHILD & ADULT CARE FOOD PROGRAM (CACFP)

231,918

Snacks & Meals Served



2,782

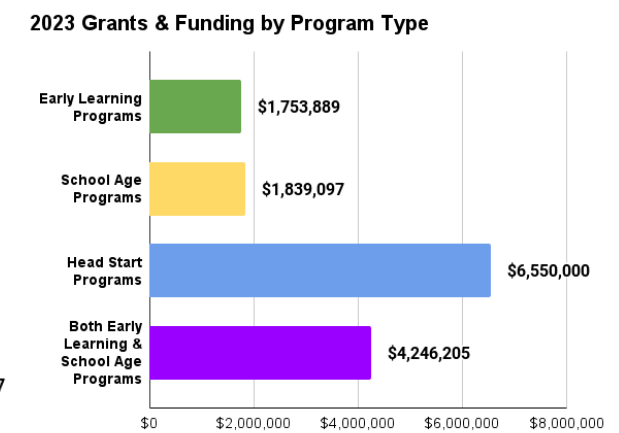
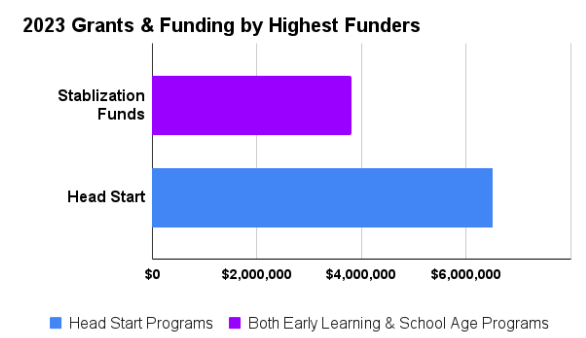
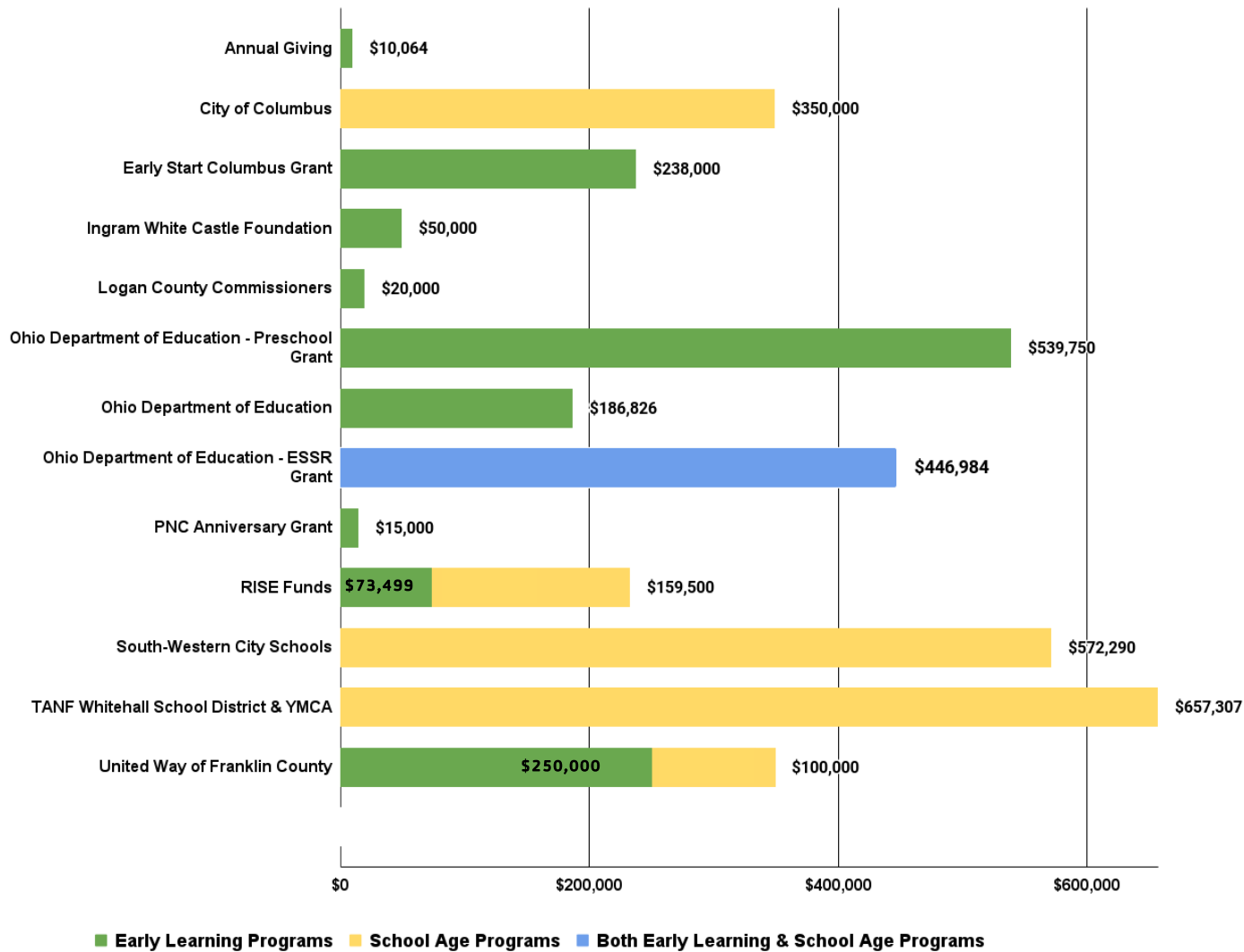
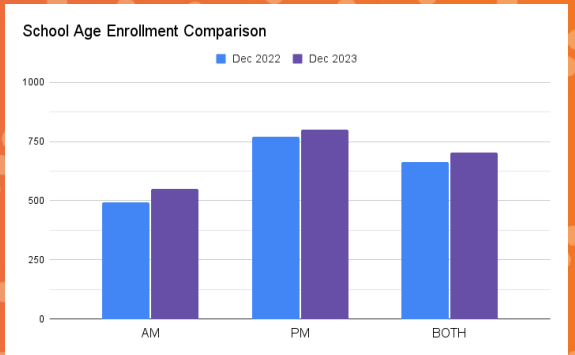
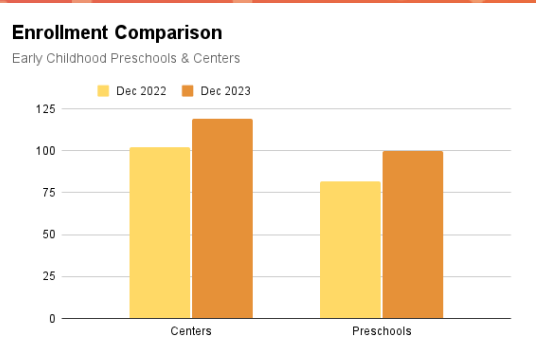
Children Served

35+

Total Meal Sites

Children's Hunger Alliance Partnership beginning Oct. 2020

2023 GRANTS & FUNDING SOURCES





SUPPORTING FAMILIES WE SERVE



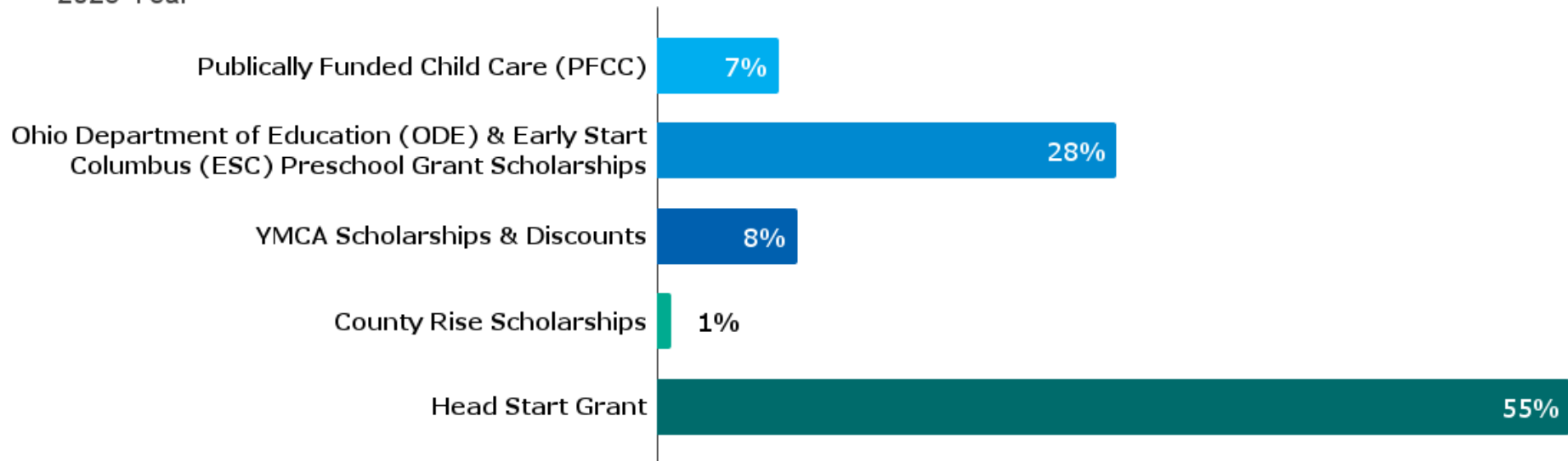
93%

of the YMCA Early Learning Program enrollment is subsidized for families



Early Learning Enrollment Percentage by Subsidy

2023 Year



STEM SCHOOL AGE SPOTLIGHTS



STEM programming incorporated:

- **YMCA STEM Funded by Battelle:** Experimented with Nitrogen and explored what makes a cloud.
- **Be W.I.S.E:** High school & college volunteers interested in the field of science brought STEM to our afterschool and camp programs. Kids experimented with different activity themes in Robotics, Astronomy, Anthropology, Animal Science and Engineering.
- **Archaeology, Can You Dig It?:** Students excavate actual artifacts as archaeologists would—on a smaller scale, using classroom-friendly dig and grid pits.
- **Franklin County Soil & Water Conservation District:** Investigated the habitats of many plants and animals. Just as scientists do, kids use gentle hands and make careful observations using their senses.
- **COSI:** Human Body, Nature, Hyperloop & Snow Kits were explored in various school age programs.





PARTNERSHIPS

- ▶ Action for Children's Provider Advisory Council
- ▶ Archeology Can You Dig It?
- ▶ Art Mobile
- ▶ BalletMet
- ▶ Be W.I.S.E
- ▶ Brothers Helping Brothers
- ▶ Central Ohio Child Care Support Team & Columbus Middle School Collaboration
- ▶ Children's Hunger Alliance
- ▶ City of Columbus—Office of Education
- ▶ Columbus Early Learning Centers
- ▶ Columbus Metropolitan Library
- ▶ Columbus Public Health
- ▶ COSI
- ▶ Future Ready Five
- ▶ FCBDD—Franklin County Board of Developmental Disabilities
- ▶ FCJFS—Franklin County Job & Family Services
- ▶ Learning Circle
- ▶ LifeCare Alliance
- ▶ Local Matters
- ▶ Logan County Board of Developmental Disabilities
- ▶ Logan County Discovery Center
- ▶ Momentum Excellence Inc.
- ▶ OCCRRA—Ohio Child Care Resource & Referral Association
- ▶ ODPS—Ohio Department of Public Safety
- ▶ ODE—Ohio Department of Education
- ▶ ODJFS—Ohio Department of Job & Family Services
- ▶ Ohio Health
- ▶ OSU Crane Center for Early Childhood Research & Policy
- ▶ Partnerships4Success
- ▶ PNC Grow Up Great Foundation
- ▶ The Ohio State University—College of Social Work
- ▶ United Way of Central Ohio
- ▶ United Way of Logan County

AFFILIATIONS

- ▶ Actiona for Children's Provider Advisory Council
- ▶ Growing Healthy Kids Columbus
- ▶ NAEYC—National Association for the Education of Young Children
- ▶ OAN—Ohio Afterschool Network
- ▶ Ohio Alliance of YMCAs
- ▶ Ohio Alliance of Early Learning Advocates
- ▶ OACCP—Ohio Association of Child Care Providers
- ▶ Ohio Child Care Advisory Council

BEFORE & AFTER SCHOOL PARTNERSHIPS

- ▶ Bellefontaine City Schools
- ▶ Buckeye Valley Local School
- ▶ Big Walnut Local Schools
- ▶ Columbus City Schools
- ▶ Circleville City Schools
- ▶ Hamilton Local Schools
- ▶ Logan Elm Local Schools
- ▶ Olentangy Local Schools
- ▶ Pickerington Local Schools
- ▶ Reynoldsburg City Schools
- ▶ South-Western City Schools
- ▶ Teays Valley Local Schools
- ▶ Westfall Local Schools
- ▶ Whitehall City Schools

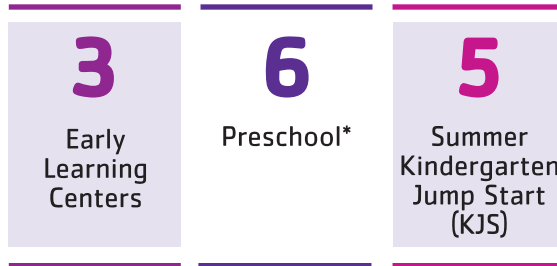


Early Learning Centers
& Preschools

EARLY LEARNING



BRINGING CENTRAL OHIO FAMILIES THE BEST



* Hilltop ELC Preschool opened in November 2023.



1 Program Designation



1 Accredited Program



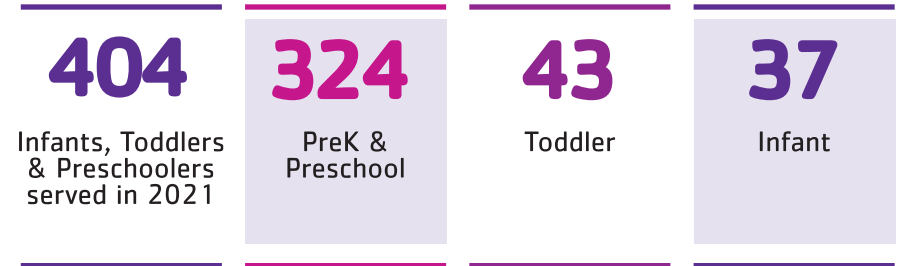
12
SUTQ Highly Rated
3,4 & 5 Star Programs

- 3 Early Learning Centers
- 4 Preschool Programs
- 5 Summer KJS Programs

* Data does not include YMCA Head Start. All Head Start locations are Highly Rated.



Early Childhood

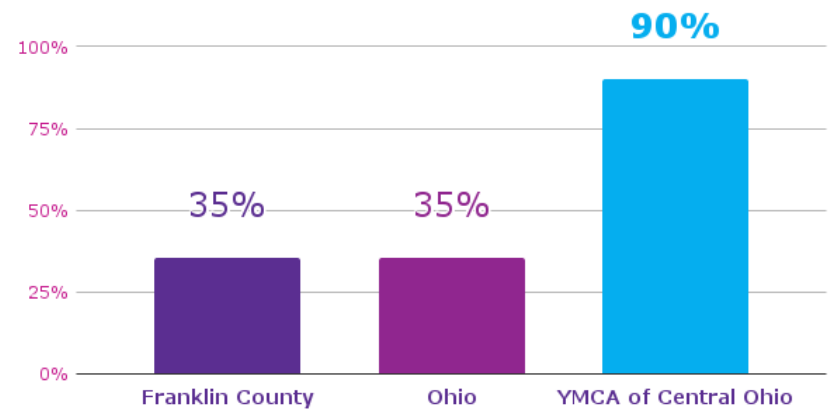


* Data does not include YMCA Head Start

90%


 of 4 years old Kindergarten Ready

% of Children Ready for Kindergarten

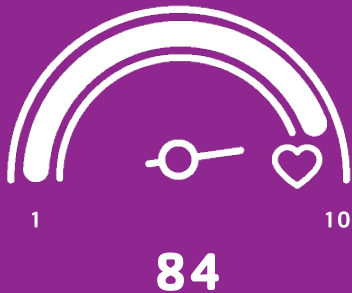


EARLY LEARNING FAMILY SURVEY RESULTS

Early Learning Centers (Full Day)



Early Learning Preschools



OUR FAMILIES LOVE US

OUR NET PROMOTOR SCORE

On a scale of 1-10, **how likely are you to recommend the YMCA program to a friend or family member?**

This Net Promoter question is a research-based worldwide metric used to measure and improve customer loyalty. Any score above 0 is considered Good. A score of 50+ is considered Excellent.

A score of 70+ is considered World Class.

PARENT COMMENTS

"The teachers have been amazing. The engagement and investment in my child's growth and development, and adjusting and managing all of her complications has been a relief."

"They do a great job!! I love all the creative activities they do with the kids."

"My girls love going to school! You guys are like a 2nd family."

"The teachers always provide me with a update on my daughter's status and day also ensures that she is safe. I feel like the staff treat my child like she is their own."

"I can barely understand what my child says before she starts, now she is communicating very well."

"We are very happy and plan to continue with the Y for school next year."

WHAT FAMILIES WANT:

What did our families say was most important to them?

- #1 Safe & Secure Environment
- #2 Qualified Staff
- #3 Kindergarten Readiness
-
- #4 Affordable Costs/Subsidies Available
- #4 Accessible Location

HOW DO WE MEASURE UP?

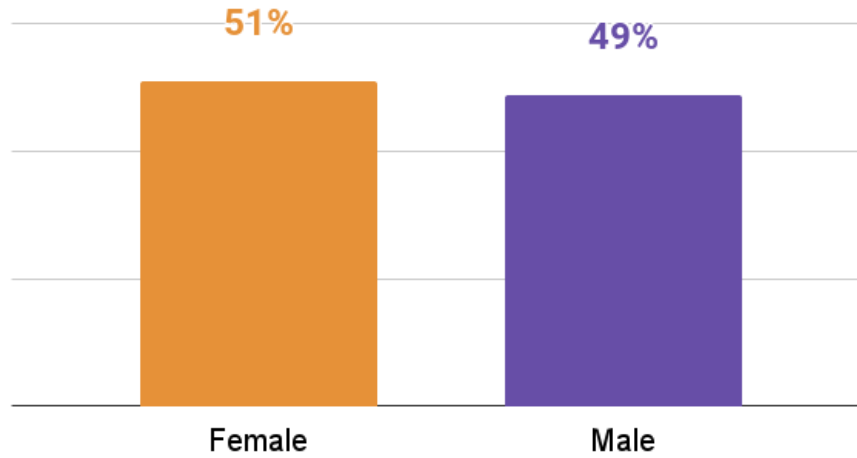
Parents told us how well we are doing at Preschool.

- 96% agree that the classroom is safe and secure
- 95% agree that the teachers are knowledgeable in developmental milestones and academic standards
- 93% of preschool families agree that the curriculum and practices help prepare their child for kindergarten
- 94% agree that the curriculum and practices help my child(ren) meet their developmental milestones



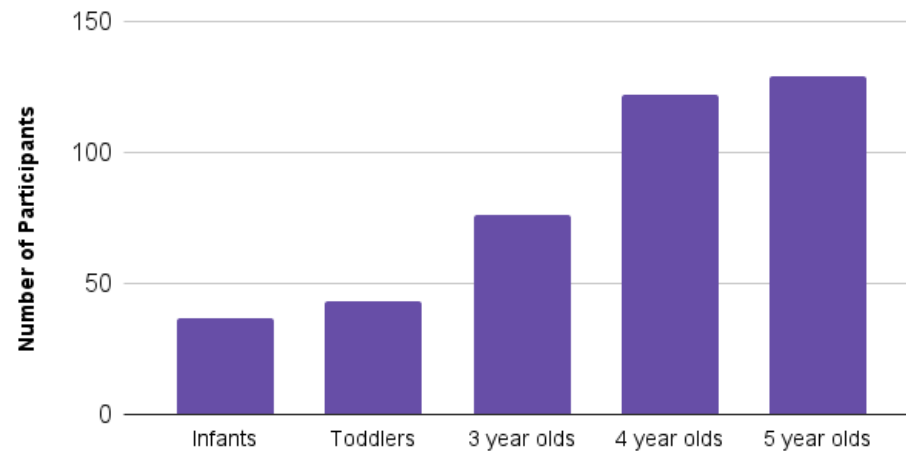
PARTICIPANT DEMOGRAPHICS | YMCA EARLY LEARNING CENTERS & PRESCHOOL

Total Early Learning Enrollment by Gender
2023 Calendar Year




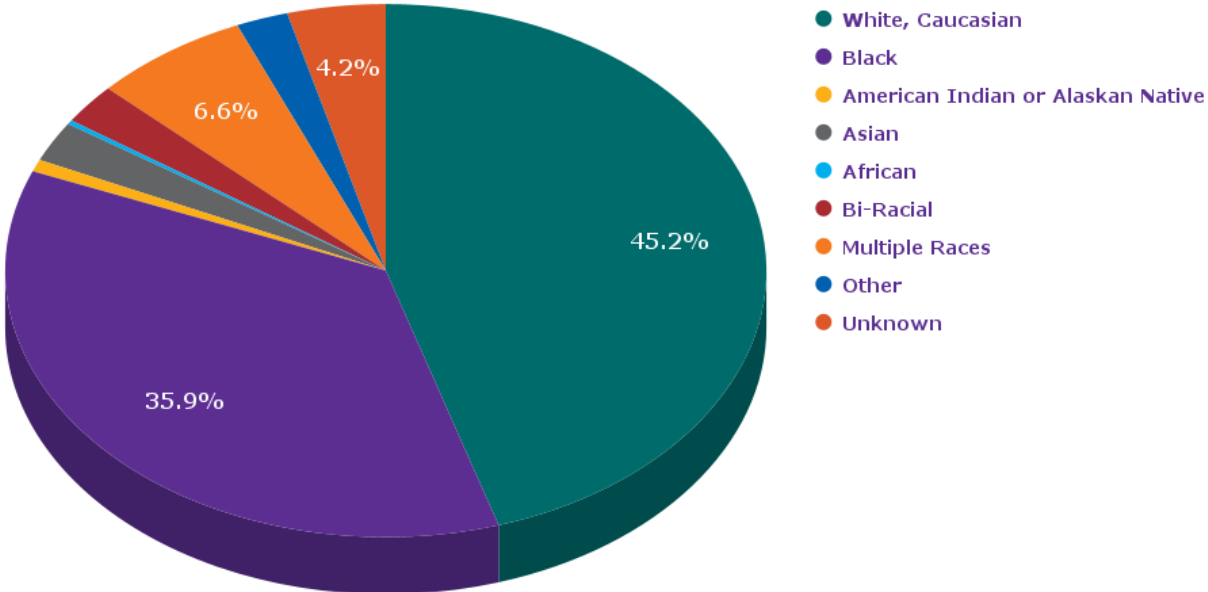
Total Early Learning Enrollment by Age

2023 Calendar Year



PARTICIPANT DEMOGRAPHICS | YMCA EARLY LEARNING CENTERS & PRESCHOOL

2023 Calendar Year

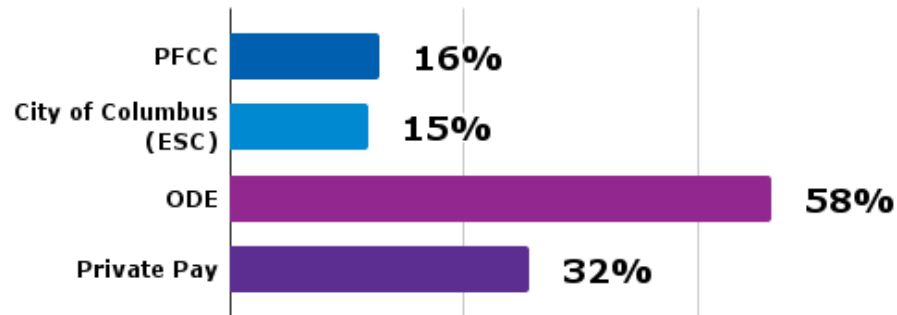




ODE & EARLY START COLUMBUS FUNDED PRESCHOOL PROGRAMS

Enrollment by Payment Source

2023 Calendar Year



84% of children on PFCC, Grant Funding & Scholarships are 3 & 4 year olds

ODE—Ohio Department of Education
PFCC—Publically Funded Child Care
ESC—Early Start Columbus
FPL—Federal Poverty Level

ODE & EARLY START COLUMBUS FUNDED PRESCHOOL PROGRAMS



67% of 3 & 4 year olds attending ESC grant locations are funded by ESC grant.

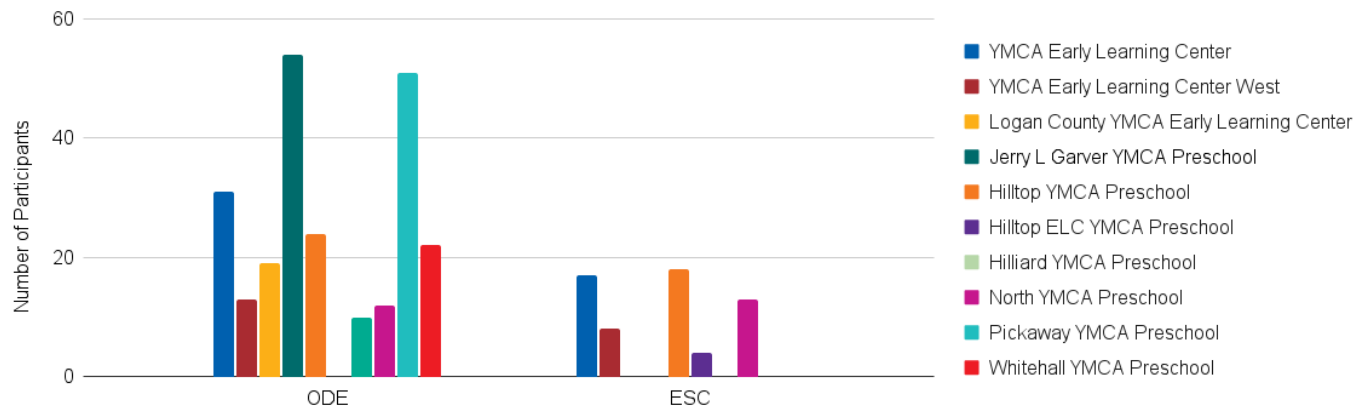
70% of 3 & 4 year olds attending ODE grant locations are funded by ODE grant.

61% of all 3 & 4 year olds attending at ESC & ODE grant funded locations have family incomes that fall below 300% of the Federal Poverty Level.

97% of total possible kids eligible for ODE & ESC grants completed requirements and were funded by at least one of the grants.

2023 Grant Enrollment

YMCA Centers & Preschools





BRIGHT FUTURES

2022-23 CHILD ASSESSMENT RESULTS Teaching Strategies GOLD

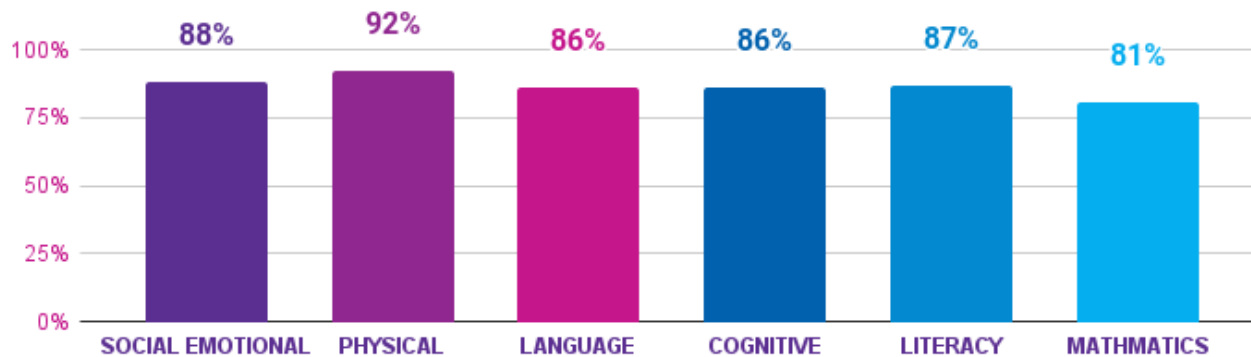
2023 Spring —Overall Scores for Infant through PreK

Implementing
Creative Curriculum since 2005

87% of YMCA children scored at or above standardized score

Early Learning Programs (Centers & Preschools)

2022-23 School year percentage of children at or above standardized score by Early Learning Standard



PRESCHOOL LOCATIONS 2022-23 School Year


- ▶ Early Learning Center
- ▶ Early Learning Center West
- ▶ Logan County Early Learning Center
- ▶ C Ray Williams Childhood Center
- ▶ Hilltop YMCA
- ▶ Hilliard YMCA
- ▶ Garver YMCA
- ▶ North YMCA

KINDERGARTEN READINESS

90% of 4 years olds were Kindergarten Ready at the end of 2022-23 School Year

KINDERGARTEN TRANSITION CHECKLIST

- ▶ Developed by Future Ready Columbus in partnership with Columbus City Schools and community Organizations (including YMCA)
- ▶ Includes 57 skill objectives to master before starting kindergarten for a successful school experience
- ▶ Pre-test assessment results inform instruction
- ▶ Post-test assessment results identify Kindergarten Readiness in 4 year olds
- ▶ Our results are for those deemed "Proficient" by the tool
- ▶ Required tool for all Early Start Columbus Grant participants



29 Total Children Referred by YMCA Early Learning Programs

DEVELOPMENTAL REFERRALS 2023 Calendar Year

Includes:

- ▶ Vision
- ▶ Hearing
- ▶ Speech/Language
- ▶ Gross/Fine motor
- ▶ Social Emotional/ Behavioral

YMCA CENTERS & PRESCHOOL

2023 - LEAD CREDENTIALS

TOTAL Degree/ Credential	100%
Master of Art/Science	5%
Bachelor of Art/Science	67%
Associates of Arts	19%
Child Development Associate (CDA) Credential	10%



**BEFORE & AFTERSCHOOL Y CLUB
& SUMMER ENRICHMENT
PROGRAMS**

SCHOOL AGE

BRINGING CENTRAL OHIO FAMILIES THE BEST

SCHOOL AGE
LICENSED PROGRAMS
2023
Calendar Year

64 Total Programs in 2023

55

Before &
After
School
Programs

1

K Plus
Program

8

Summer
Enrichment &
Summer
Learning Loss
Prevention
Programs



2023 LICENSED SUMMER ENRICHMENT &
LEARNING LOSS PREVENTION (SLLP) PROGRAMS

3

Learning Loss
Prevention

5

Summer
Enrichment

407

Youth Served
in the Summer

2947

Total School Age
Youth Served in 2023



39

SUTQ School Age
Rated Programs



25

Highly Rated
(3,4 & 5 Star) Programs

Y CLUB FAMILY SURVEY RESULTS

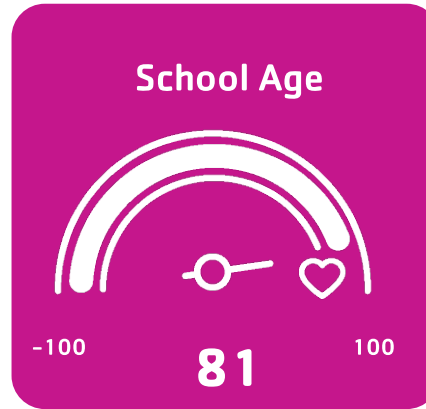
OUR Y CLUB FAMILIES LOVE US

OUR NET PROMOTOR SCORE

On a scale of 1-10, **how likely are you to recommend the YMCA program to a friend or family member?**

This Net Promoter question is a research-based worldwide metric used to measure and improve customer loyalty. Any score above 0 is considered Good. A score of 50+ is considered Excellent.

A score of 70+ is considered World Class.



WHAT FAMILIES WANT:

Y Club Parents Ranked Program Outcomes in Order of Importance

- #1 A Physically & Emotionally Safe Environment
- #2 Positive Adults Role Models
- #3 Develops positive relationships with other children
- #4 Opportunities to be physically active
- #5 Structure Educational Enrichment
- #6 Meaningful Progress on Homework
- #7 A Healthy Snack/Meal

HOW DO WE MEASURE UP?

Parents told us how well we are doing at YCLUB.

- 94% agree that overall, Y-club is an enjoyable experience for their child(ren)
- 95% agree that their kids feel physically and emotionally safe
- 94% agree that their kids are surrounded by positive, caring adults
- 94% agree that their child has opportunities to develop positive relationships with other children
- 95% agree that their child is able to be physically active at Y-Club

PARENT COMMENTS

"Proactive with my child's behavior and takes positive approaches with her."

"To be honest, my daughter gets upset with me when I pick her up early because she has so much fun at the afterschool program! This program has been amazing!"

"I like the program very much, plus it helps so much with parents like myself that have to work and leave our children in a program where we can trust and feel safe. It helps our children to learn and respect others and learn as well have plenty of different activities meet new people and peers."

61%

Of our children have been a part of Y Club for

2+ years

HELLO INSIGHT ELEMENTARY SEL

YMCA Before & After school programs
focused on
PROMOTING PEER BONDS

This youth experience scored 10/10 for the highest
potential for social emotional impact with youth in
our programs

In spring 2023, Y-Clubs scored an
Implementation Score of 71/100
with a goal of 70/100.

RESEARCH-BASED PRACTICES	YOUNG PEOPLE RECEIVED
① Make sure your program includes opportunities for young people to engage with people who are different from themselves	75%
① Create opportunities for young people to work together and help one another	73%
① Create a sense of team or group identity	70%
① Create safe spaces for young people to work with or learn about people who are different from themselves	67%

SPRING 2023 RESULTS OF YOUTH SURVEY

Hello Insight (HI) Elementary SEL survey measures four SEL capacities; Master Orientation, Self-Management, Social Skills and Academic Self-Efficacy.

Of the young people surveyed,

87% succeeded in at least one &

68% succeeded in at least two

SEL capacities

Included in the survey were youth, ages 8-11, attending YMCA Before & Afterschool programs.

Young people who are Emerging in a capacity are scoring low when compared to others in the Hello Insight dataset. However, these young people also have the greatest potential for growth, typically showing significant and meaningful growth by the post survey.

Young people who are Advanced in a capacity are scoring higher when compared to others. These young people have less room for growth, typically showing incremental growth or staying advanced by the post survey.

Core SEL summarizes the SEL capacities

that are all interdependent, and positively affect the development of emotional, cognitive, and behavioral factors in young people's lives. Core SEL is not a simple average of the other five capacities. It is a unique measurement of all of the questions across the capacities. Each set of questions have unique values when it comes to measuring Core SEL.





PROVIDING SUBSIDIZED PROGRAMS FOR LOW INCOME FAMILIES

Of the total youth served at school age YMCA locations with United Way and TANF funding

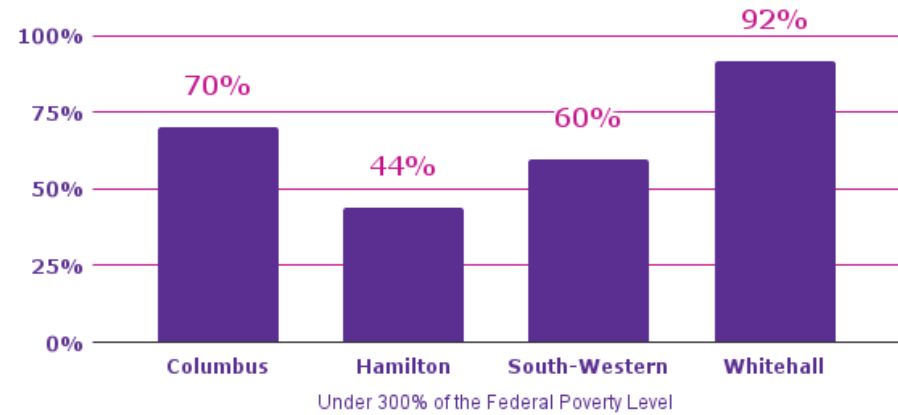
61%

had family incomes that fell below 300% of the Federal Poverty Level

44%

had family incomes that fell below 200% of the Federal Poverty Level

School Age Low Income Program Enrollment
2022-23 School Year



UNITED WAY FUNDED PROGRAMS

2023 Year

*Programs funded in both school years

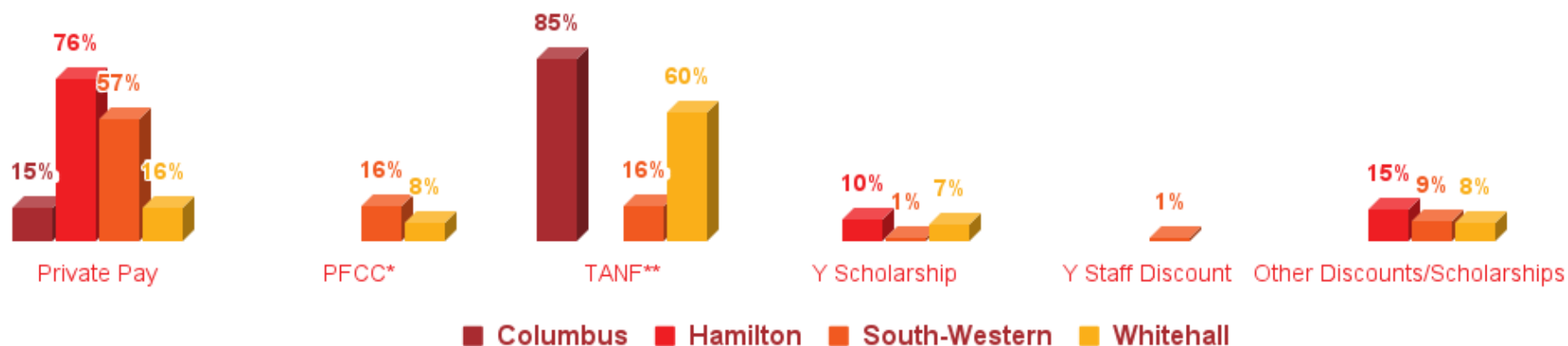
- Alton Hall Elementary*
- Bolton Crossing*
- Darbydale Elementary*
- Darby Woods Elementary*
- Hamilton Elementary*

- Harmon Elementary*
- Highland Park Elementary*
- Kae Avenue Elementary*
- Parkmoor Elementary*
- Prairie Lincoln Elementary*

- Southwood Elementary*
- Stiles Elementary

School Age Subsidized Program Enrollment by Payment Source

2022-23 School Year



TANF FUNDED PROGRAMS

2022-23 School Year
 Highland Park Elementary
 Beechwood Elementary
 Parkmoor Elementary
 Prairie Lincoln Elementary
 Southwood Elementary

2023 Summer
 Hilltop YMCA
 North YMCA
 Prairie Lincoln Elementary
 Beechwood Elementary

2023-24 School Year
 Highland Park Elementary
 Beechwood Elementary
 Parkmoor Elementary
 Prairie Lincoln Elementary
 Southwood Elementary
 Stiles Elementary

2023 summer locations were not included in the low income graphs.

* PFCC—Publically Funded Child Care
 ** TANF—Temporary Assistance to Needy Families



DEMOGRAPHICS OF SUBSIDIZED PROGRAMS

Subsidized Enrollment Demographics
2022-23 School Year

43%
Children of color



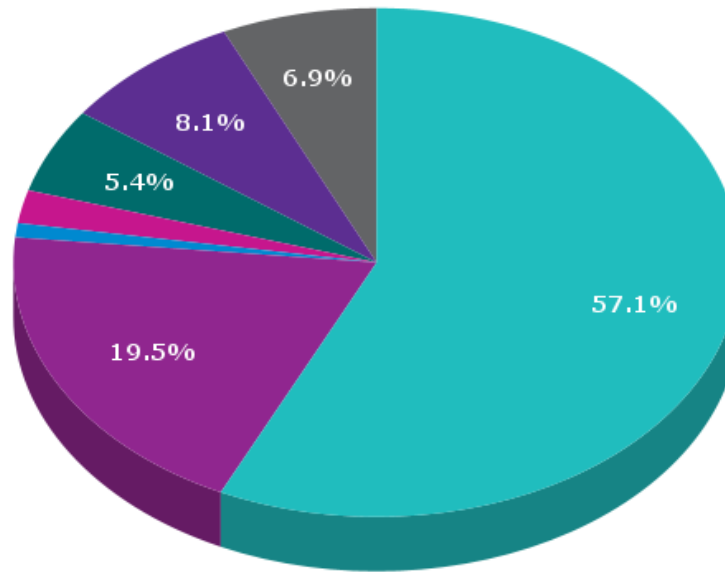
48%
Female

52%
Male



11%
Hispanic

63%
household size of
4 or more



- White Caucasian
- Black or African American
- American Indian or Alaska Native
- Asian
- (Two or More Races) Bi-racial
- (Three or More Races) Multiple Races
- Some Other Race



TANF & SLLP ACADEMIC ACHIEVEMENTS

YMCA TEMPORARY ASSISTANCE TO NEEDY FAMILIES PROGRAMS (TANF)

Franklin County allocates funding to the YMCA through Temporary Assistance to Needy Families (TANF) to provide academic intervention throughout the summer and school year for students in low-resourced areas or from schools with low academic performance.

- ▶ Students progress was assessed using easyCBM assessments in math operations and reading fluency
- ▶ KidzMath and KidzLit surveys were given to measure students attitudes and beliefs towards math at the beginning and end of the year
- ▶ Programs incorporated weekly enrichment activities in reading and math based on needs of the students
- ▶ During the summer, programs logged campers reading minutes daily

YMCA SUMMER LEARNING LOSS PREVENTION PROGRAM (SLLP)

The SLLP program is for rising 1st-3rd graders below reading grade level that have been referred by their classroom teachers to participate. The SLLP program operates for six weeks during the summer from 8am-4pm, Monday-Thursday. Students receive a nutritious breakfast and lunch. Certified teachers work in small groups with students and focus on the following literacy skills:

- ▶ Guided Reading
- ▶ Self-selected Reading
- ▶ Writing
- ▶ Working with words

In the afternoons, students participating in enrichment activities that align hands-on projects, games and outdoor fun

84%

of the students participating in 2022-23 TANF Afterschool Program with academic intervention mastered their literacy achievement goal

Students attending our 2023 YMCA Summer Learning Loss Prevention Program (SLLP) in South-Western City & Buckeye Valley Local Schools had an overall average month increase in Literacy of

2.0 Months



SOCIAL & EMOTIONAL LEARNING OUTCOMES

DEVEREUX STUDENT STRENGTHS ASSESSMENT (DESSA)

The DESSA subscales are based on the Collaborative for Academic, Social, and Emotional Learning's Integrated Framework to promote intrapersonal, interpersonal, and cognitive competence.

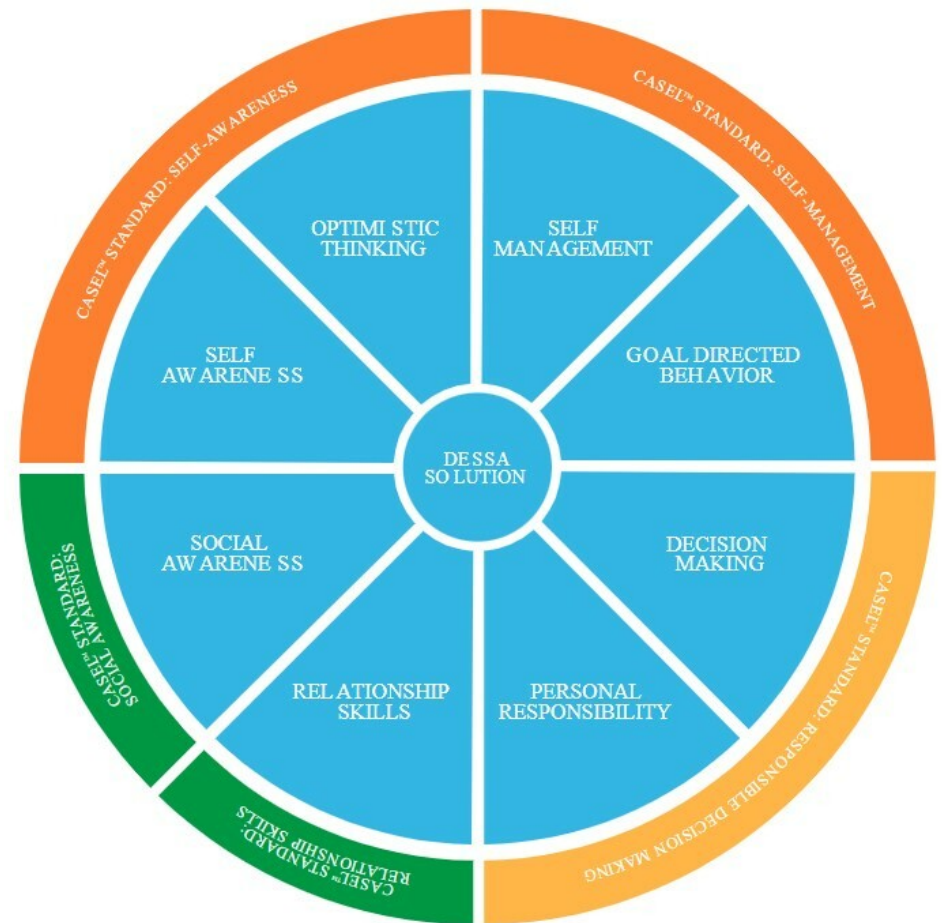
As shown in the circle, the CASEL Framework includes five core competencies:

Self-Awareness, Self-Management, Social-Awareness, Relationship Skills, and Responsible Decision Making.

The DESSA aligns to and expands the CASEL Framework by including eight foundational skills:

1. Self-Awareness
2. Self-Management
3. Goal-Directed Behavior
4. Social-Awareness
5. Relationship Skills
6. Personal Responsibility
7. Decision Making
8. Optimistic Thinking

When a DESSA rating is completed for a student, a Social-Emotional Composite score will be reported as well as a score in each of the eight subscales. The scores will indicate if the student is demonstrating skills that are **Strong, Typical, or in Need of Instruction**. Raters can use this information to design



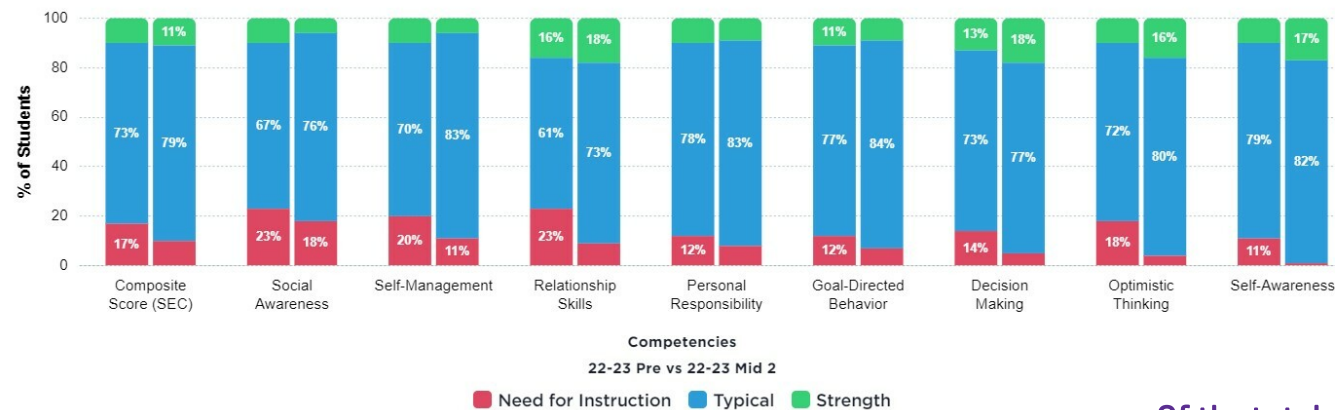
YMCA SCHOOL YEAR 2022-23 TANF & UNITED WAY FUNDED PROGRAMS

2022-23 FALL/SPRING DESSA 40 RESULTS

Below data compares youth from United Way & TANF grant locations that were evaluated in both rating periods. Teachers work on at least 1-2 social emotional goals with each student annually. These goals may all fall under the same or different foundational skills depending on the child's needs.



Change in DESSA Social and Emotional Competencies



In Partnership with



PARTNERSHIP 4 SUCCESS

Of the total youth assessed,
75%
of students beginning fall 2022 in the
NEED range for OVERALL Social Competencies
Improved to the TYPICAL range in Spring 2023

With an overall
7% increase
in students in the TYPICAL and STRENGTH range.



FOR YOUTH DEVELOPMENT®
FOR HEALTHY LIVING
FOR SOCIAL RESPONSIBILITY

Becky Ciminillo

Senior Vice President of Youth Development

YMCA OF CENTRAL OHIO

Youth & Family Services

1907 Leonard Ave, Suite 100, Columbus, Ohio 43219

P 614 389 3880 ext 9843 DL 614 204 7592

E bciminillo@ymcacolumbus.org



To learn more about our impact, visit ymcacolumbus.org

The YMCA of Central Ohio is a nonprofit, 501(c)(3).